

# Sleep Well | STONE GROWTH FUND (Series F)

August 31, 2022

## FUND INFORMATION

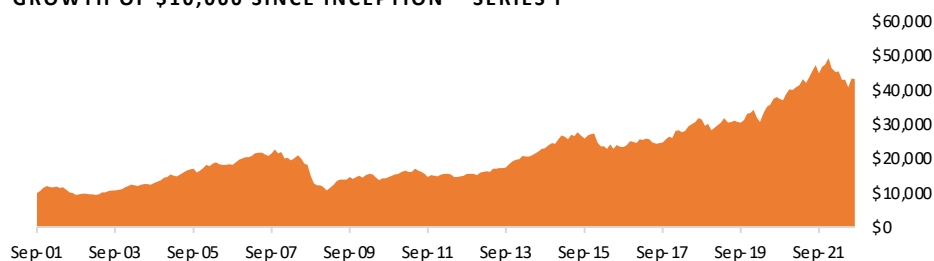
<b>Fund Type:</b>	North American Equity
<b>Fund Net Assets:</b>	\$30.6 Million
<b>Fund Style:</b>	Growth – Pure Growth®
<b>Fund Capitalization:</b>	Large
<b>Risk Tolerance:</b>	Low - Medium
<b>Portfolio Manager:</b>	Stone Asset Management Limited
<b>Benchmark:</b>	50% Morningstar® Canada Index and 50% Morningstar® US Large Cap Index***

## PERFORMANCE (%) – SERIES F

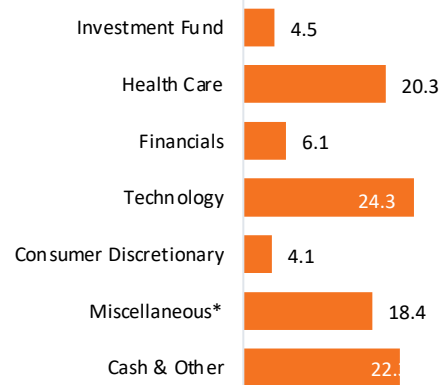
Compound	1 mo	3 mo	6 mo	YTD	1 yr	3 yr	5 yr	10 yr	Since Inception	Inception Date
Series F	(0.5)	0.4	(4.6)	(12.4)	(8.7)	12.1	12.1	11.1	7.2	09/30/01

Calendar	2021	2020	2019	2018	2017	2016	2015	2014	2013	2012
Series F	22.7	21.0	17.9	8.1	5.2	(8.9)	11.8	24.2	28.7	3.3

## GROWTH OF \$10,000 SINCE INCEPTION – SERIES F



## SECTOR ALLOCATION (%)



## TOP 10 HOLDINGS (%)

Stone Global Growth Fund, Ser. F	3.6
UnitedHealth Group Inc.	3.3
Cigna Corp.	3.0
Allkem Ltd.	2.6
AES Corp.	2.6
ATS Automation Tooling Systems Inc.	2.5
Motorola Solutions Inc.	2.4
TJX Companies Inc.	2.3
Costco Wholesale Corp.	2.3
Hubbell Inc.	2.2
<b>Total</b>	<b>26.8</b>

## INVESTMENT HIGHLIGHTS

- Large-cap growth-biased portfolio.
- Award-winning asset management team providing risk-adjusted performance with a focus on growth of capital.
- Unique mandate provides a hedge against deep cyclicals.
- Perfect offset to majority of Canadian equity portfolios that are overweight in highly volatile sectors.
- Uses disciplined buy/sell decision criteria.
- Flexibility to own rapid growth companies supported by a disciplined, proprietary investment process.

## PORTFOLIO MANAGER



**René Fantin**  
MBA, CFA

## PORTFOLIO MANAGER




**Michael Giordano**  
CPA, CA, MBA, CIM

## PURCHASE OPTIONS

Series	Option	Code	Distribution	NAVPS
A	Front	SCL555	Annually	\$18.26
B*	DSC		Annually	\$16.26
F	Eligible	SCL557	Annually	\$23.52
R*	DSC		Annually	\$11.11
L*	Low		Annually	\$23.58
T8A	Front	SCL5558	Monthly	\$5.17
T8B*	DSC		Monthly	\$4.80
T8C*	Low		Monthly	\$4.82
PTF	Eligible	SAMGF	Annually	\$10.59

\*Closed to new purchases

\*\*Sectors representing <5% of the portfolio.



## CONTACT

For additional information or to learn how you may purchase this Fund,  
please contact your financial advisor or Stone at:

### CLIENT SERVICES

T 416 867 8086 or 800 795 1142

F 416 364 2498

E [clientservices@stoneco.com](mailto:clientservices@stoneco.com)

### SALES

T 416 364 9188 or 800 336 9528

F 416 364 8456

E [salesinfo@stoneco.com](mailto:salesinfo@stoneco.com)

1400-3280 Bloor Street West, Centre Tower

Toronto ON M8X 2X3

[www.stoneco.com](http://www.stoneco.com)

---

**Sleep well, knowing you'll have the financial resources to live well.**

Stone Asset Management Limited ("SAM") is registered as a Portfolio Manager in the Provinces of Ontario, Alberta, British Columbia, Manitoba, Nova Scotia, Québec and Saskatchewan. The firm is also registered as an Investment Fund Manager in the Provinces of Ontario, Québec and Newfoundland. The information presented herein has been provided for general information purposes only and should not be considered a solicitation to purchase fund units. Important information regarding the Stone Funds including investment risks, tax treatment of fund units, commissions, trailing commissions and management fees and expenses are set out in the prospectus of each applicable fund. These materials should be read and/or reviewed with your financial advisor prior to making an investment.

The returns set out above are historical annualized compounded returns net of all fund fees and expenses. The returns assume a re-investment of all distributions. Historic returns are provided for general information purposes only and may not be indicative of future returns or fund performance.

The payment of distributions is not guaranteed and may fluctuate. The payment of distributions should not be confused with a fund's performance, rate of return, or yield. If distributions paid by the fund are greater than the performance of the fund, then your original investment will shrink. Distributions paid as a result of capital gains realized by a fund and income and dividends earned by a fund are taxable in your hands in the year they are paid. Your adjusted cost base will be reduced by the amount of any returns of capital. If your adjusted cost base goes below zero, then you will have to pay capital gains tax on the amount below zero. Distributions for Series A, B, F and L: annual income and net capital gains in December. Distributions will be automatically reinvested unless you elect to receive them in cash.

Distributions for Series T8A, T8B and T8C: Target annual rate of 8% of the security's net asset value on the last day of the previous calendar year. Income and return of capital monthly and, in December, net Capital gains. Distributions will be automatically reinvested unless you elect to receive them in cash.

Risk ranking is based on the Fund Volatility Risk Classification Guidelines established by The Canadian Securities Administrators. Further details are available upon request.

Mutual funds are not guaranteed, their values change frequently, and past performance may not be repeated.

\*\*\*©2022 Morningstar. All Rights Reserved. The information contained herein: (1) is proprietary to Morningstar and/or its content providers; (2) may not be copied or distributed; and (3) is not warranted to be accurate, complete or timely. Neither Morningstar nor its content providers are responsible for any damages or losses arising from any use of this information. Past performance is no guarantee of future results.