

## FUND INFORMATION

<b>Fund Type:</b>	Canadian Dividend & Income Equity
<b>Fund Net Assets:</b>	\$314.5 Million
<b>Fund Style:</b>	Growth - Pure Total Return®
<b>Fund Capitalization:</b>	Large-Cap
<b>Risk Tolerance:</b>	Low – Medium
<b>Portfolio Manager:</b>	Stone Asset Management Limited
<b>Benchmark:</b>	80% S&P/TSX Composite, 20% S&P 500 C\$

## INVESTMENT HIGHLIGHTS

- Investment solution that caters to growing generational need for income with growth
- Skill-based asset management team providing performance within a Pure Total Return® mandate
- A core Fund for appropriate investors' risk tolerance levels
- Performance focus is total return
- Seek lower risk with higher returns
- Use disciplined buy/sell decision criteria
- Proprietary investment process – blend of quantitative, fundamental and technical analysis

## PERFORMANCE (%) - SERIES F

Compound	1 mo	3 mo	6 mo	YTD	1 yr	3 yr	5 yr	10 yr	Inception	Inception Date
Series F	3.4	1.4	(2.2)	7.9	6.4	9.4	5.5	10.5	9.5	08/01/03

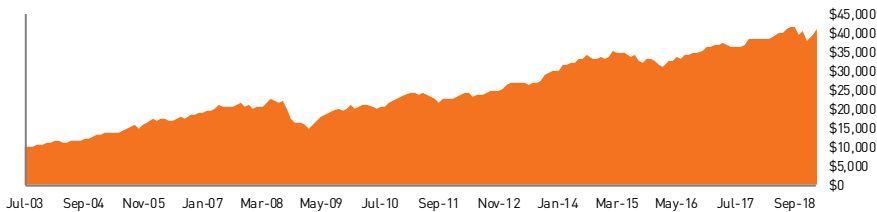
Calendar	2018	2017	2016	2015	2014	2013	2012	2011	2010	2009
Series F	(1.4)	6.4	11.3	(2.7)	10.9	18.3	11.6	(2.6)	12.0	27.0

## PORTFOLIO MANAGER



**Michael Giordano**  
CPA, CA, MBA, CIM

## GROWTH OF \$10,000 SINCE INCEPTION-SERIES F

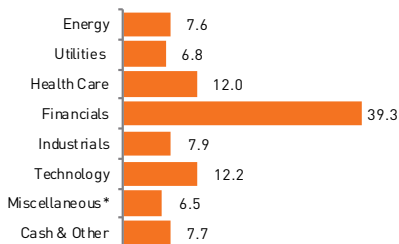


## ASSOCIATE PORTFOLIO MANAGER



**René Fantin**  
MBA, CFA

## SECTOR ALLOCATION



\* Sectors representing <5% of the portfolio.


## TOP TEN HOLDINGS (%)

Bank of Nova Scotia	8.1
Royal Bank of Canada	7.4
Toronto-Dominion Bank	6.2
Microsoft Corp.	4.5
Brookfield Asset Management Inc., Cl. A	4.2
AES Corp.	3.7
Stryker Corp.	3.6
Abbott Laboratories	3.4
Visa	3.1
TFI International Inc.	3.1
<b>Total</b>	<b>47.3</b>

## PURCHASE OPTIONS

Series	Option	Code	Distribution	NAVPS
A	Front	SCL515	Monthly	\$11.66
B*	DSC	SCL516	Monthly	\$10.74
C*	Low	SCL518	Monthly	\$10.77
L	Low	SCL519	Monthly	\$14.14
F	Eligible	SCL517	Monthly	\$14.35
T8A	Front	SCL5158	Monthly	\$7.25
T8B*	DSC	SCL5168	Monthly	\$6.82
T8C*	Low	SCL5188	Monthly	\$6.86

\* Closed to new purchases.



## CONTACT

For additional information or to learn how you may purchase this Fund, please contact your financial advisor or Stone at:

### CLIENT SERVICES

**T** 416 867 8086 or 800 795 1142

**F** 416 364 2498

**E** [clientservices@stoneco.com](mailto:clientservices@stoneco.com)

### SALES

**T** 416 367 9508 or 877 812 0792

**F** 416 364 8456

**E** [sales@stoneco.com](mailto:sales@stoneco.com)

40 University Ave, Suite 901

Toronto, Ontario M5J 1T1

[www.stoneco.com](http://www.stoneco.com)

**Sleep well knowing you'll have the financial resources to live well.**

---

Stone Asset Management Limited ("SAM") is a Portfolio Manager registered in the Provinces of Ontario, Alberta, British Columbia, Manitoba, Nova Scotia and Saskatchewan. The firm is also registered as an Investment Fund Manager ("IFM") in the Provinces of Ontario, Quebec and Newfoundland. The information presented herein has been provided for general information purposes only and should not be considered a solicitation to purchase fund units. Important information regarding the Stone Funds including investment risks, tax treatment of fund units, commissions, trailing commissions and management fees and expenses are set out the prospectus or offering memorandum of each applicable fund. These materials should be read and/or reviewed with your financial advisor prior to making an investment.

The returns set out above are historical annualized compounded returns net of all fund fees and expenses. The returns assume a re-investment of all distributions. Historic returns are provided for general information purposes only and may not be indicative of future returns or fund performance.

The payment of distributions is not guaranteed and may fluctuate. The payment of distributions should not be confused with a fund's performance, rate of return, or yield. If distributions paid by the fund are greater than the performance of the fund, then your original investment will shrink. Distributions paid as a result of capital gains realized by a fund and income and dividends earned by a fund are taxable in your hands in the year they are paid. Your adjusted cost base will be reduced by the amount of any returns of capital. If your adjusted cost base goes below zero, then you will have to pay capital gains tax on the amount below zero. Distributions for Series A, B, C, F and L: Monthly dividend and, in February, net capital gains. Distributions will be automatically reinvested unless you elect to receive them in cash.

Distributions for Series T8A, T8B and T8C: Target annual rate of 8% of the security's net asset value on the last day of the previous calendar year. Dividends and return of capital monthly and, in February, net Capital gains. Distributions will be automatically reinvested unless you elect to receive them in cash.

Risk ranking is based on the Fund Volatility Risk Classification Guidelines established by The Canadian Securities Administrators. Further details are available upon request.

Mutual funds are not guaranteed, their values change frequently and past performance may not be repeated.