

**FUND INFORMATION**

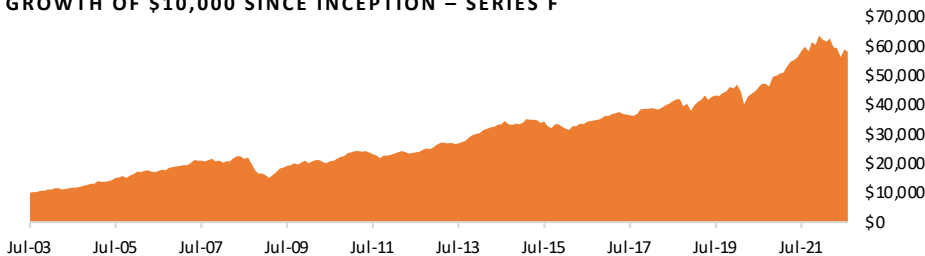
**Fund Type:** Canadian Dividend & Income Equity  
**Fund Net Assets:** \$340.5 Million  
**Fund Style:** Growth – Pure Total Return®  
**Fund Capitalization:** Large  
**Risk Tolerance:** Low - Medium  
**Portfolio Manager:** Stone Asset Management Limited  
**Benchmark:** 80% Morningstar® Canada Index, 20% Morningstar® US Large Cap Index\*\*\*

**PERFORMANCE (%) – SERIES F**

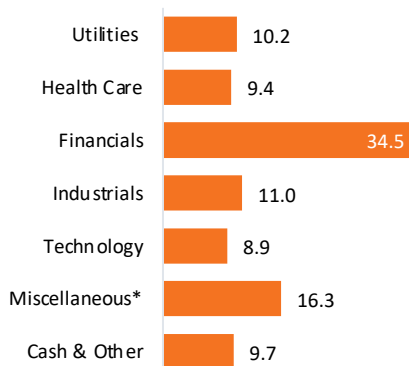
Compound	1 mo	3 mo	6 mo	YTD	1 yr	3 yr	5 yr	10 yr	Since Inception	Inception Date
Series F	(1.7)	(2.5)	(5.9)	(8.9)	(3.2)	10.4	9.9	9.2	9.6	07/31/03

Calendar	2021	2020	2019	2018	2017	2016	2015	2014	2013	2012
Series F	27.1	9.6	20.0	(1.4)	6.4	11.3	(2.7)	10.9	18.3	11.6

**GROWTH OF \$10,000 SINCE INCEPTION – SERIES F**



**SECTOR ALLOCATION (%)**



**TOP 10 HOLDINGS (%)**

Royal Bank of Canada	5.9
Toronto Dominion Bank	5.1
Brookfield Asset Management	4.6
Bank of Nova Scotia	4.4
TFI International Inc.	3.7
Waste Connections Inc.	3.1
Abbott Laboratories	3.1
Microsoft Corp.	2.9
Costco Wholesale Corp.	2.8
Suncor Energy Inc.	2.7
<b>Total</b>	<b>38.3</b>

\*\*\*Sectors representing <5% of the portfolio.

**INVESTMENT HIGHLIGHTS**

- Investment solution catering to a growing generational need for income with growth
- Award-winning asset management team providing performance within a Pure Total Return® mandate
- Core fund for appropriate investors' risk tolerance levels
- Performance focus is total return
- Seeks lower risk with higher returns
- Uses disciplined buy/sell decision criteria
- Proprietary investment process – blend of quantitative, fundamental and technical analysis

**REFINITIV LIPPER FUND AWARDS 2021 WINNER CANADA**

Stone Dividend Growth Class Series F  
**Best Fund Over Past 5 Years**  
 Canadian Dividend & Income Equity  
 (Series A of the Fund also won in 2020 for the 3-Year Period.)

**PORTFOLIO MANAGER**



**Michael Giordano**  
CPA, CA, MBA, CIM

**PORTFOLIO MANAGER**




**René Fantin**  
MBA, CFA

**PURCHASE OPTIONS**

Series	Option	Code	Distribution	NAVPS
A	Front	SCL515	Monthly	\$14.86
B*	DSC		Monthly	\$13.44
C*	Low		Monthly	\$13.49
F	Eligible	SCL517	Monthly	\$19.23
L*	Low		Monthly	\$17.94
T8A	Front	SCL5158	Monthly	\$7.46
T8B*	DSC		Monthly	\$6.86
T8C*	Low		Monthly	\$6.92
PTF	Eligible	SAMDG	Monthly	\$12.72

\*Closed to new purchases



## CONTACT

For additional information or to learn how you may purchase this Fund,  
please contact your financial advisor or Stone at:

### CLIENT SERVICES

T 416 867 8086 or 800 795 1142

F 416 364 2498

E [clientservices@stoneco.com](mailto:clientservices@stoneco.com)

### SALES

T 416 364 9188 or 800 336 9528

F 416 364 8456

E [salesinfo@stoneco.com](mailto:salesinfo@stoneco.com)

1400-3280 Bloor Street West, Centre Tower

Toronto ON M8X 2X3

[www.stoneco.com](http://www.stoneco.com)

**Sleep well, knowing you'll have the financial resources to live well.**

Stone Asset Management Limited ("SAM") is registered as a Portfolio Manager in the Provinces of Ontario, Alberta, British Columbia, Manitoba, Nova Scotia, Québec and Saskatchewan. The firm is also registered as an Investment Fund Manager in the Provinces of Ontario, Québec and Newfoundland. The information presented herein has been provided for general information purposes only and should not be considered a solicitation to purchase fund units. Important information regarding the Stone Funds including investment risks, tax treatment of fund units, commissions, trailing commissions and management fees and expenses are set out in the prospectus of each applicable fund. These materials should be read and/or reviewed with your financial advisor prior to making an investment.

The returns set out above are historical annualized compounded returns net of all fund fees and expenses. The returns assume a re-investment of all distributions. Historic returns are provided for general information purposes only and may not be indicative of future returns or fund performance.

The payment of distributions is not guaranteed and may fluctuate. The payment of distributions should not be confused with a fund's performance, rate of return, or yield. If distributions paid by the fund are greater than the performance of the fund, then your original investment will shrink. Distributions paid as a result of capital gains realized by a fund and income and dividends earned by a fund are taxable in your hands in the year they are paid. Your adjusted cost base will be reduced by the amount of any returns of capital. If your adjusted cost base goes below zero, then you will have to pay capital gains tax on the amount below zero. Distributions for Series A, B, C, F and L: Monthly dividend and, in February, net capital gains. Distributions will be automatically reinvested unless you elect to receive them in cash.

Distributions for Series T8A, T8B and T8C: Target annual rate of 8% of the security's net asset value on the last day of the previous calendar year. Dividends and return of capital monthly and, in February, net Capital gains. Distributions will be automatically reinvested unless you elect to receive them in cash.

Risk ranking is based on the Fund Volatility Risk Classification Guidelines established by The Canadian Securities Administrators. Further details are available upon request.

Mutual funds are not guaranteed, their values change frequently, and past performance may not be repeated.

\*\*\*©2022 Morningstar. All Rights Reserved. The information contained herein: (1) is proprietary to Morningstar and/or its content providers; (2) may not be copied or distributed; and (3) is not warranted to be accurate, complete or timely. Neither Morningstar nor its content providers are responsible for any damages or losses arising from any use of this information. Past performance is no guarantee of future results.

FundGrade A+® is used with permission from Fundata Canada Inc., all rights reserved. The annual FundGrade A+® Awards are presented by Fundata Canada Inc. to recognize the "best of the best" among Canadian investment funds. The FundGrade A+® calculation is supplemental to the monthly FundGrade ratings and is calculated at the end of each calendar year. The FundGrade rating system evaluates funds based on their risk-adjusted performance, measured by Sharpe Ratio, Sortino Ratio, and Information Ratio. The score for each ratio is calculated individually, covering all time periods from 2 to 10 years. The scores are then weighted equally in calculating a monthly FundGrade. The top 10% of funds earn an A Grade; the next 20% of funds earn a B Grade; the next 40% of funds earn a C Grade; the next 20% of funds receive a D Grade; and the lowest 10% of funds receive an E Grade. To be eligible, a fund must have received a FundGrade rating every month in the previous year. The FundGrade A+® uses a GPA-style calculation, where each monthly FundGrade from "A" to "E" receives a score from 4 to 0, respectively. A fund's average score for the year determines its GPA. Any fund with a GPA of 3.5 or greater is awarded a FundGrade A+® Award. For more information, see [www.FundGradeAwards.com](http://www.FundGradeAwards.com). Although Fundata makes every effort to ensure the accuracy and reliability of the data contained herein, the accuracy is not guaranteed by Fundata.