

FUND INFORMATION

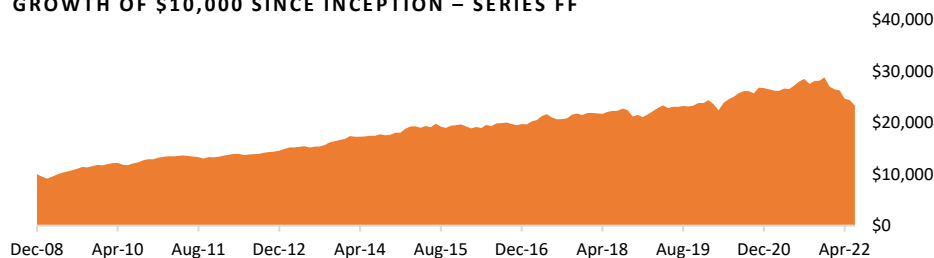
Fund Type:	Global Neutral Balanced
Fund Net Assets:	\$43.3 Million
Fund Style:	Growth – Pure Total Return®
Fund Capitalization:	Large
Risk Tolerance:	Low - Medium
Bond Allocation:	Gov't Investment Grade, High-Yield Corporate
Portfolio Manager:	Stone Asset Management Limited (Equity)
Portfolio Sub-Advisor:	Aviva Investors Canada Inc. (Fixed Income)
Benchmark:	15% Morningstar® Canada Index, 15% Morningstar® US Large Cap Index, 30% Morningstar® Developed Markets Large-mid Cap Index and 40% Morningstar® Canada Liquid Bond Index***

PERFORMANCE (%) – SERIES FF

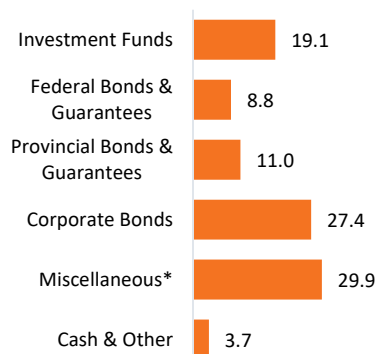
Compound	1 mo	3 mo	6 mo	YTD	1 yr	3 yr	5 yr	10 yr	Since Inception	Inception Date
Series FF	(4.3)	(10.9)	(19.0)	(19.0)	(14.3)	1.1	2.6	5.6	6.7	12/31/08

Calendar	2021	2020	2019	2018	2017	2016	2015	2014	2013	2012
Series FF	7.8	14.8	12.9	(1.9)	8.9	0.3	9.0	8.3	14.4	8.8

GROWTH OF \$10,000 SINCE INCEPTION – SERIES FF



SECTOR ALLOCATION (%)



TOP 10 HOLDINGS (%)

Stone Global Sustainability Fund, Sr. F	10.7
Stone Global Growth Fund, Sr. F	8.4
Province of Ontario, 2.300%, 9/8/24	3.0
Government of Canada, 4.000%, 6/1/41	2.0
Royal Bank of Canada	1.9
Toronto-Dominion Bank	1.8
Province of Quebec, 3.750%, 9/1/24	1.7
Government of Canada, 2.000%, 6/1/32	1.5
Government of Canada, 5.000%, 6/1/37	1.5
Bank of Nova Scotia	1.5
Total	34.0

INVESTMENT HIGHLIGHTS

- Investment solution catering to growing generational need for income with growth.
- Skill-based multi-manager team providing performance within a balanced fund mandate.
- Proven ability to provide investors a high return for a low level of risk.
- A core fund for appropriate investors' risk tolerance levels.
- Performance focus is total return.
- Uses disciplined buy/sell decision criteria.

PORTFOLIO MANAGER (Equity)



Michael Giordano
CPA, CA, MBA, CIM

PORTFOLIO MANAGER (Equity)



René Fantin
MBA, CFA

SENIOR PORTFOLIO MANAGER (Fixed Income)



Sunil Shah
CFA, MBA, MHSc, BSc
Aviva Investors Canada Inc.

PORTFOLIO MANAGER (Fixed Income)




Robert Prospero
CFA
Aviva Investors Canada Inc.

PURCHASE OPTIONS

Series	Option	Code	Distribution	NAVPS
AA	Front	SCL415	Monthly	\$20.20
BB*	DSC		Monthly	\$20.20
FF	Eligible	SCL417	Monthly	\$23.04
T8A	Front	SCL4458	Monthly	\$5.21
T8B*	DSC		Monthly	\$4.96
T8C*	Low		Monthly	\$4.87
L*	Low		Monthly	\$14.96

*Closed to new purchases.

***Sectors representing <5% of the portfolio.



CONTACT

For additional information or to learn how you may purchase this Fund,
please contact your financial advisor or Stone at:

CLIENT SERVICES

T 416 867 8086 or 800 795 1142

F 416 364 2498

E clientservices@stoneco.com

SALES

T 416 364 9188 or 800 336 9528

F 416 364 8456

E salesinfo@stoneco.com

276 King Street West, Suite 203

Toronto, ON M5V 1J2

www.stoneco.com

Sleep well, knowing you'll have the financial resources to live well.

Stone Asset Management Limited ("SAM") is registered as a Portfolio Manager in the Provinces of Ontario, Alberta, British Columbia, Manitoba, Nova Scotia, Québec and Saskatchewan. The firm is also registered as an Investment Fund Manager in the Provinces of Ontario, Québec and Newfoundland. The information presented herein has been provided for general information purposes only and should not be considered a solicitation to purchase fund units. Important information regarding the Stone Funds including investment risks, tax treatment of fund units, commissions, trailing commissions and management fees and expenses are set out in the prospectus of each applicable fund. These materials should be read and/or reviewed with your financial advisor prior to making an investment.

The returns set out above are historical annualized compounded returns net of all fund fees and expenses. The returns assume a re-investment of all distributions. Historic returns are provided for general information purposes only and may not be indicative of future returns or fund performance.

The payment of distributions is not guaranteed and may fluctuate. The payment of distributions should not be confused with a fund's performance, rate of return, or yield. If distributions paid by the fund are greater than the performance of the fund, then your original investment will shrink. Distributions paid as a result of capital gains realized by a fund and income and dividends earned by a fund are taxable in your hands in the year they are paid. Your adjusted cost base will be reduced by the amount of any returns of capital. If your adjusted cost base goes below zero, then you will have to pay capital gains tax on the amount below zero. Distributions for Series L, AA, BB and FF: Monthly income and, in December, net capital gains. Distributions will be automatically reinvested unless you elect to receive them in cash.

Distributions for Series T8A, T8B and T8C: Target annual rate of 8% of the security's net asset value on the last day of the previous calendar year. Income and return of capital monthly and, in December, net Capital gains. Distributions will be automatically reinvested unless you elect to receive them in cash.

Risk ranking is based on the Fund Volatility Risk Classification Guidelines established by The Canadian Securities Administrators. Further details are available upon request.

Mutual funds are not guaranteed, their values change frequently, and past performance may not be repeated.

***©2022 Morningstar. All Rights Reserved. The information contained herein: (1) is proprietary to Morningstar and/or its content providers; (2) may not be copied or distributed; and (3) is not warranted to be accurate, complete or timely. Neither Morningstar nor its content providers are responsible for any damages or losses arising from any use of this information. Past performance is no guarantee of future results.